



Unit 5 Image Business Park  
East Cannock Road, Cannock, WS12 1LT  
Tel: 0845 5578085 Fax: 01543 876582  
[www.warmairheaters.com](http://www.warmairheaters.com)  
[office@warmairheaters.com](mailto:office@warmairheaters.com)



## DV / DH Series

DIRECT GAS FIRED MAKE-UP AIR UNITS



 **NORDAIR**  
**NICHE** COMBINED  
HEATING AND  
VENTILATION

# DV / DH Series

## DIRECT GAS FIRED MAKE-UP AIR UNITS

### Introduction

The Nordair Niche DV/DH direct fired units are designed as make-up air units to provide a heated supply of fresh air for buildings having extract ventilation. They may also be used as high efficiency space heaters for applications requiring ventilation. In summer the units can be used for 'free cooling' ventilation.

Units are available for indoor applications as DV vertical models or DH horizontal models.

By combining 100% thermal efficiency (based on net CV) and fully modulating burner control the units accurately match the building heat requirements without loss of burner efficiency thereby minimising energy consumption.



### Features


- Airflows from 1.2m<sup>3</sup>/s to 7.2m<sup>3</sup>/s
- Net thermal efficiency of 100%
- High burner turndown ratio
- Precise temperature control
- Horizontal or vertical units
- Optional EU4 filters
- Optional air intake cowl incorporating a bird mesh guard

### Benefits

- Simple installation
- High efficiency
- Reduced running costs
- CE approved units
- Simple "user friendly" controls

### Models

The DV/DH Series direct gas fired make-up air units are available with a choice of six models within six heat outputs ranging from 67kW to 395kW and airflow from 0.75m<sup>3</sup>/s to 7.2m<sup>3</sup>/s.

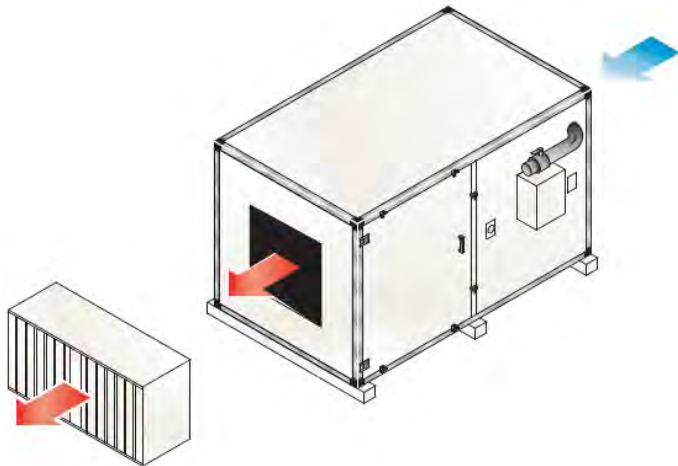


## Specification

Nordair Niche DV/DH units are designed to be installed to provide tempered and filtered fresh air make-up for commercial and industrial applications.

Constructed using a rigid aluminium extruded framework with easily removable full size panels for easy service access. All units are fitted with a fully automatic ignition system providing full safety monitoring in conjunction with a differential pressure airflow switch protecting against overheat protection. The units are certified in accordance with EN525.

Fully modulating burner complete with stainless steel mixing plates provides high turndown ratios for precise temperature control.



## Discharge Options

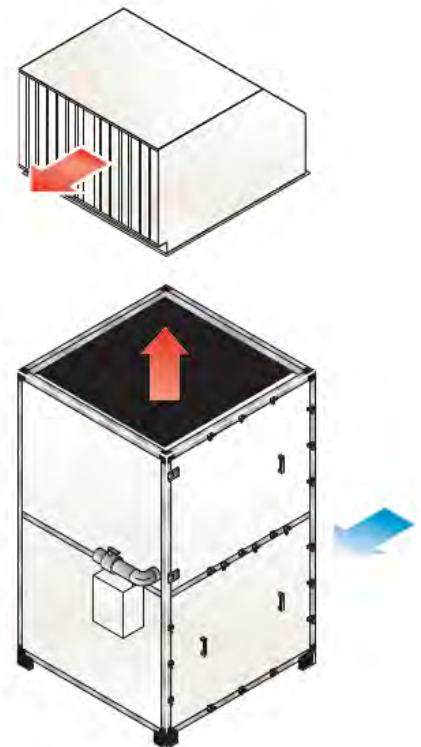
To meet the demands of ducted systems double inlet forward curved fans complete with 3phase TEFV motors and vee belt drives are fitted, motors are slide rail mounted for belt adjustment.

Standard units are designed for ducted applications up to 125Pa, for higher static pressure alternative drives and motors may be specified up to 250Pa.

Units are supplied with a 0-10V duct temperature sensor to control burner modulation.

## Controls

Each unit is supplied with a SmartCom MZ control complete with duct sensor and remote room sensor.



TECHNICAL DATA							
Model		DV2-75 DH2-75	DV2-150 DH2-150	DV4-225 DH4-225	DV4-300 DH4-300	DV7-375 DH7-375	DV7-450 DH7-450
Maximum heat output	kW	67	135	203	270	338	395
<b>Gas Consumption<sup>1</sup></b>							
Natural Gas G20	m <sup>3</sup> /h	7.1	14.2	21.2	28.3	35.4	42.5
Gas connection	mm	20	20	25	25	40	40
Maximum Airflow	m <sup>3</sup> /s	1.2	2.4	3.6	4.5	6.0	7.2
Maximum motor rate	kW	3.0	3.0	4.0	4.0	5.5	7.5
ESP with standard drive	Pa	125	125	125	125	125	125
Maximum ESP with up-rated drive	Pa	250	250	250	250	250	250

DV DIMENSIONS							
Model	Depth	Width	Height (excluding air outlet box)	Height (including air outlet discharge box)	Duct Connection Outlet (W X H)	Duct Connection inlet (W X H)	Approx Weight (kg)
DV2 75	1000	1000	1950	2510	900 X 900	900 X 900	200
DV2 150	1000	1000	1950	2510	900 X 900	900 X 900	215
DV4 225	1250	1250	2450	3210	1150 X 1150	1150 X 1150	275
DV4 300	1250	1250	2450	3210	1150 X 1150	1150 X 1150	290
DV7 375	1500	1500	2450	3900	1400 X 1400	1400 X 1400	420
DV7 450	1500	1500	2450	3900	1400 X 1400	1400 X 1400	450

DH DIMENSIONS							
Model	Length (Excluding discharge head)	Length (including discharge head)	Width	Height (including feet)	Duct Connection Outlet (W X H)	Duct Connection inlet (W X H)	Approx Weight (kg)
DH2 75	1950	2450	1000	1100	404 X 404	1000 X 1000	200
DH2 150	1950	2450	1000	1100	404 X 404	1000 X 1000	215
DH4 225	2450	2950	1250	1300	569 X 569	1250 X 1250	275
DH4 300	2450	2950	1250	1300	569 X 569	1250 X 1250	290
DH7 375	2450	2950	1500	1600	715 X 715	1500 X 1500	420
DH7 450	2450	2950	1500	1600	715 X 715	1500 X 1500	450

Document reference number: GB/WA



Northern Office  
 Bean Leach Road  
 Hazel Grove Stockport Cheshire  
 SK7 4LD  
 United Kingdom



Southern Office  
 Unit 4 Chilford Court  
 Braintree Essex  
 CM7 2QS  
 United Kingdom

Telephone: 0161 482 7900  
 Facsimile: 0161 482 7901  
 Email: sales@nordairniche.co.uk

Telephone: 01376 332200  
 Facsimile: 01376 332201  
 Website: www.nordairniche.co.uk



Nordair Niche is a registered trademark of AmbiRad Limited.  
 Because of continuous product innovation, AmbiRad reserves the right to change product specification without due notice.